

CAREFREE GUARDIAWN

OWNER'S MANUAL/OPERATING INSTRUCTIONS

052869-004

READ ENTIRE INSTRUCTIONS BEFORE BEGINNING OPERATION. FOLLOW ALL CAUTIONS, WARNINGS AND NOTES TO PREVENT INJURY OR DAMAGE TO AWNING OR VEHICLE.

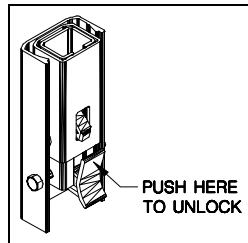
CUSTOMER MUST RECEIVE THIS MANUAL UPON INSTALLATION—THIS MANUAL CONTAINS SECTIONS FOR: OPERATION, CARE AND MAINTENANCE AND WARRANTY

SECTION I: GUARDIAWN OPERATION

1. TO EXTEND GUARDIAWN:

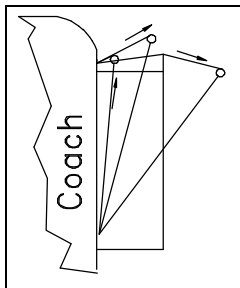
- A. Extend slideout room completely.
- B. Move to the left side (crank side) of GUARDIAWN.
- C. Adjust the crank to the required length so that the crank mechanism at the end of the roll bar can be easily reached.
- D. Insert crank end into the bayonet joint on the roller assembly. Turn crank a quarter of a turn to the left until you feel it stop.
- E. Pull downward and turn the crank 1/2 turn to the right.

- F. Push inward on the black lock release tabs located at the bottom of both the left and right arm assemblies. Continue to turn the crank to the right to allow fabric to extend.



NOTE: AS THE GUARDIAWN UNROLLS, IT WILL FIRST EXTEND UPWARD AND THEN OUTWARD!

- G. Continue to crank outward until the fabric has reached its complete extension.

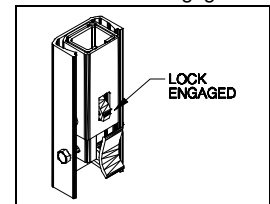
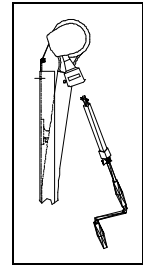


NOTE: AS YOU CRANK THE GUARDIAWN OUTWARD, KEEP THE CRANK IN LINE WITH THE BAYONET JOINT AS IT IS EXTENDING OUT.

- H. Once the fabric has reached its full extension, grasp pull straps and attach them to the pull strap catches.

2. TO RETRACT GUARDIAWN:

- A. Release pull straps from pull strap catches.
- B. Insert crank end into the bayonet joint on the roller assembly. **NOTE: TO ADJUST CRANK UPWARD, PUSH INWARD ON THE SPRING LOADED BUTTON AND PULL THE UPPER SECTION OF THE CRANK OUT UNTIL THE BUTTON POPS INTO THE NEXT HOLE IN THE LOWER SHAFT. KEEP THE TRACKS ON THE UPPER SHAFT IN LINE WITH THE HOLES IN THE LOWER SHAFT FOR PROPER ALIGNMENT.**
- C. Turn crank to the left to roll in. Roll fabric inward until the roller assembly is tight against the side of the vehicle and both left and right side locks at the bottom of the arm assemblies are engaged.
- D. Turn crank 1/2 turn to the right to ensure safety locks are engaged.
- E. Remove crank and store away.
- F. Retract slideout room completely.



SECTION II: CARE AND MAINTENANCE

1. CARE OF FABRIC

Mildew will not form on the awning material itself, but may form on the dust allowed to accumulate on the canopy. A mild cleaner (soap & water) will keep your vinyl awning looking like new. Make sure you rinse thoroughly. DO NOT USE BLEACH.

NOTE: ALLOW CANOPY TO DRY COMPLETELY BEFORE ROLLING AWNING UP.

Metal surfaces should be cleaned with warm soapy solution and thoroughly rinsed.

2. PERIODIC MAINTENANCE

Like any other part of the RV, an owner should periodically inspect the awning. The following items should be checked.

- A. All mounting screws are tight.
- B. Check all pivot points for enlargements of holes or broken rivets.
- C. Check that the awning rail is tight against coach and all screws are tight.
- D. Check canopy for loose stitching and possible shrinkage.

SECTION III: WARRANTY

1. **Duration:** Two & Four Year Limited Warranty. Two years parts labor and freight on canopy, four years parts labor and freight on springs, roller and hardware.
2. **Who gives this warranty?**
Carefree of Colorado, A Scott Fetzer Company (the "Company").
3. **Who receives this warranty?**
The original purchaser (the "Purchaser"), other than for purposes of resale, of a Guardi-Awn. This warranty is not transferable.
4. **Responsibilities of the Company under this warranty.**
Repair or replace at Warrantor's option, of the covered part(s) which Warrantor, in the exercise of its reasonable discretion, determines to be effective; provided that the Warrantor receives notice of the defect within the stated warranty period for the respective product/ component. Warrantor will also pay the respective servicing dealer or agent for performing any repairs authorized by Warrantor as per the terms of this warranty. Company will allow for normal freight and labor charges - labor is based on Flat Rate Form. CHARGES FOR TRAVEL TIME AND MILEAGE ARE NOT COVERED BY THE WARRANTY.
5. **Responsibilities of the Purchaser under this warranty.**
 - A. Promptly notify seller, or alternately, the Company of any claim hereunder.
 - B. Retain dated proof of purchase for specified product, and provide it as requested.
 - C. Inspect the awning upon purchase to confirm the condition of the canopy and the proper operation of the product.
 - D. Perform "Periodic Preventative Maintenance" as specified in Owners Manual.
 - E. Deliver any product claimed or found defective during warranty period to the nearest Carefree of Colorado Authorized Service Dealer. The Original Purchaser is responsible for any expenses related to delivery or pick up of product to/from the Service Dealer. Visit carefreeofcolorado.com for the name of nearest Authorized Service Dealer, or call Carefree at the phone number shown above.
 - F. At the option the Company, return the product or part to Carefree Colorado for inspection. Carefree Authorization to Return form must be obtained before any product or part is returned.
 - G. Use reasonable care in maintenance, operation, use and storage of the product in accordance with the instructions contained in the owner's manual.
6. **What is covered by this warranty?**
 - A. Defects on the manufacturer's material and workmanship of product under normal use, and which occur within the duration of the warranty period. On all awnings, the following parts are covered only as follows: (a) Fabrics, free from quality defects (normal wear and fading are excluded); (b) Roller Tube, against extrusion defects; (c) Springs (or Motor) Assembly(ies), against breakage; and (d) Hardware, against extrusion defects.
 - B. Guardiawn Arms—4 Year Limited Warranty. Guardiawn hardware is warranted not to fail for the duration of this warranty if not subjected to high winds or water pooling on the canopy.
 - C. Guardiawn Roller Tube—4 Year Limited Warranty. Guardiawn roller tube is warranted not to break for four years THIS DOES NOT INCLUDE HIGH WINDS OR WATER POOLING ON THE CANOPY.
 - D. Guardiawn Canopy--2 Year Limited Warranty Guardiawn canopy material is warranted against:
 - 1). Excessive fading (there is always slight color change due to ultraviolet rays);
 - 2). Mildew (however, mildew will form on dirt which has not been removed);
 - 3). Cracking, peeling hardening, sagging or loss of strength if not subjected to high winds or water pooling on the canopy.

7. **What is not covered under this warranty?**
 - A. Fabric damage such as pinholes or tears not reported within ten (10) calendar days of purchase.
 - B. Improper installation and/or any damage or failure that results from improper installation of the product, including fabric damage caused by improper installation.
 - C. Product abuse and normal wear. "Normal Wear" includes the occasional need to re-tension the awning.
 - D. Conditions that are not related to the material or workmanship of the product: including any failure that results from an accident, wind, rain, water pooling, or other acts of God; purchaser's abuse; neglect; failure to operate, or use or maintain the product in accordance with the instructions provided in the Owners Manual supplied with the product; (failure to operate the product(s) in accordance with instructions in the Owner's Manual and on the product shall also include the removal or alteration of any product component or device. In the event of any such removal or alteration, this warranty is void).
 - E. Any component not sold or manufactured by the Company.
 - F. ANY INCIDENTAL, INDIRECT, OR CONSEQUENTIAL LOSS, DAMAGE, OR EXPENSE THAT MAY RESULT FROM ANY DEFECT, FAILURE, OR MALFUNCTION OF THE CAREFREE OF COLORADO PRODUCT. Some states do not allow the exclusion or limitation on incidental or consequential damages, so the above limitation or exclusion may not apply to you.
 - G. Damage while traveling due to the awning not being properly stowed.
 - H. Any failure that results from the use of another product with a Warrantor's product that is not specifically approved by the Warrantor..
8. **When Warrantor will perform repair or replacement under warranty.**
 - A. Repair or replacement will be scheduled and performed according to normal work flow at the nearest Authorized Service Dealer, and depending on the availability of replacement parts.
 - B. If the Purchaser does not receive satisfactory results from the Authorized Service Dealer, the Purchaser should contact the Carefree of Colorado Customer Care Department.

THIS WARRANTY GIVES YOU SPECIFIC LEGAL RIGHTS AND YOU MAY ALSO HAVE OTHER RIGHTS WHICH VARY FROM STATE TO STATE. No action to enforce this warranty shall be commenced later than 30 days expiration of the warranty period. The duration of this Limited Warranty also limits the duration of any implied warranty such as warranty of merchantability or fitness for a particular use or purpose. Some states do not allow such limitations so the implied warranty limitation may not apply to you. Carefree of Colorado reserves the right to change the specifications and design of any product without notice and with no obligation to make corresponding changes to products previously manufactured.

**Carefree
of Colorado**

A Scott Fetzer Company
2145 W. 6th Ave
Broomfield, CO 80020
(800) 622-3230